



## Technical information

### New EASY Boot for CV joints (**code: 01596**)

The New EASY boot **01596** is designed to replace damaged joint covers in a quick and simple way. Due to its opening feature, it can be easily installed directly over the joint, without the need to disassembly the axle shaft or to do any other reassembly operations concerning the forecarriage.

This EASY joint cover is:


- ✓ Manufactured from high quality rubber.
- ✓ It can be adapted to most car CV joints.
- ✓ It has a higher thickness for a higher wear resistance
- ✓ It is distributed in a KIT containing glue and side clamps




#### Installation instructions:




1. Clean well and place the EASY Boot 01596 on the axle shaft.



2. Fill the gap on the EASY Boot's side with the glue provided in the KIT.



3. Bring together the two sides. Wait for 5 min until the glue settles.



4. Cut the old joint cover.



5. Lubricate the joint and insert the EASY Boot.



6. Fix the EASY Boot into position using the side clamps provided.

Watch the VIDEO on YOUTUBE: [http://www.youtube.com/watch?v=iLrGNU\\_t83Y&feature=plcp](http://www.youtube.com/watch?v=iLrGNU_t83Y&feature=plcp)